

The SPECTRUM SERIES wired WiFi clocks eliminate the need for batteries when a reliable power source is available. The Spectrum wired WiFi clock can simply plug into an available electrical outlet or leverage aging clock system wiring as a power source. Master clock systems are sometimes difficult to maintain if the type of replacement clock is unknown or obsolete. This Spectrum clock can be powered by the existing wiring making clock replacements easy.

**WiFi Network Connection.** Rather than creating a radio frequency spectrum competing RF system of transmitters and repeaters with unpredictable results, WiFi based clocks leverage your initial or previous investment in your building's existing network infrastructure. This WiFi based system allows technicians and support staff to use familiar diagnostic tools, equipment and training that proprietary RF systems don't offer. National's clocks connect to 802.11b/g/n WiFi using WPA, WPA2, and open networks. They support DHCP to ease setup effort and utilize SNTP services for time accuracy.

**Monitoring Capabilities.** Unlike most RF battery systems and competing WiFi clocks, National's WiFi connection provides two-way communication. Not only can the connection status to the time service be monitored, so can the WiFi signal level, time synchronization check-in history and other settings. National's exclusive TIMEWISE™ Cloud Service provides these statistics to any PC or hand-held device with an internet connection. Take control and be proactive with your time system rather than wait for complaints from occupants that the clock is off time.

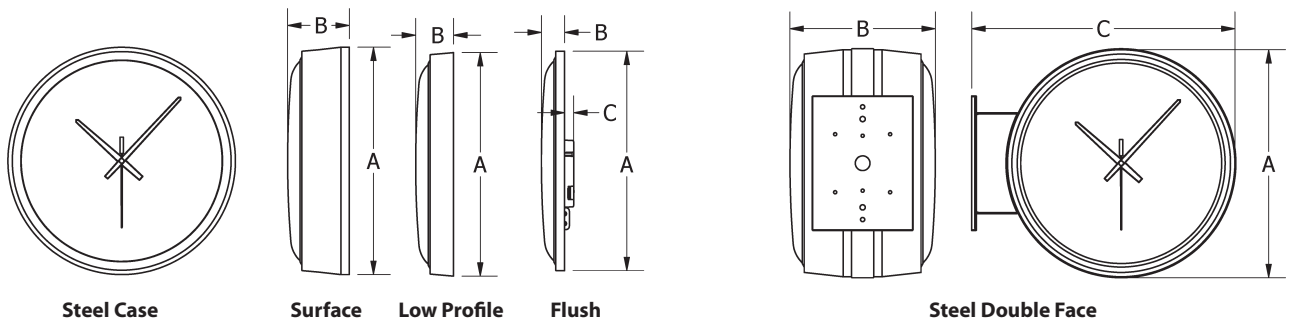
**Easy Setup.** National Time has developed the WiFi Wizard setup interface. Using only a web browser on any WiFi enabled device, the user is led step-by-step through the fast setup process. Alternately, there are also android and iOS apps available. These apps will scan for nearby clocks, automatically download required settings, and verify connection to the selected SNTP time server.

Each clock is equipped with an all metal case and white polystyrene dial having black markings and hands. Cases are attractively finished in Powder Gray enamel. Other finishes and glass or shatterproof lens are available upon request. A plastic case with glass lens is available for the 12" round clock.



## Benefits:

- Easily synchronize with NIST or other SNTP servers
- Supports 802.11b/g/n WiFi networks
- Leverage existing clock system wiring or 120V outlet
- Industry's easiest WiFi Wizard setup
- RappID™ Android and iOS phone apps
- TIMEWISE™ Cloud monitors connection and vitals
- Long, wide hands offer increased visibility
- Made in USA
- UL Listed/ FCC Compliant



Dial Size	A	B	C
10" Round Steel-Surface	11.65"	3.25"	-
10" Round Steel-Flush	11.13"	1.38"	0.55"
12" Round Steel-Surface	13.50"	3.25"	-
12" Round Steel-Low Profile	13.38"	2.13"	-
12" Round Steel-Flush	13.00"	1.38"	0.55"
12" Square Steel-Surface	12.50"	2.75"	-
16" Round Steel-Surface	16.98"	4.75"	-
16" Round Steel-Flush	16.50"	1.38"	0.55"

Dial Size	A	B	C
10" Round Steel-Double Face	11.65"	8.63"	14.00"
12" Round Steel-Double Face	13.50"	8.63"	16.00"
16" Round Steel-Double Face	16.98"	8.63"	19.00"
12" Square Steel-Double Face	12.50"	8.63"	14.50"

### Optional Accessories:

Part No.	Description
12WGS	Wire Guard for 10" and 12" Round Clocks
15WGS	Wire Guard for 12" sq and 16" Round Clocks

See Bulletin C-328 for Clock Speaker Assemblies

Refer to Bulletin C-577 for clock mounting options.

### Specifications:

**Network:** 802.11b/g/n; DHCP; SNTP; WPA; WPA2; Open

**Power:** Version (-24V) 27mA@24VAC (16-28VAC); 17mA@24VDC (15-35VDC)

(-120V-HW) 20mA@120VAC (108-132VAC)

(-120V-WT) 15mA@120VAC (100-240VAC)

## Ordering Information

#### Case Style

S: Surface  
L: Low Profile  
F: Flush  
D: Double Face

Size: 10", 12" or 16"

**S R P - 12 SS - WiFi - 24V - SP**

#### Shape

R: Round  
Q: Square

#### Case Material

P: Plastic (See C-581)  
Blank: Steel

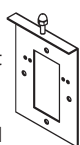
24V= 24VAC or 24VDC Powered from existing source  
120V-HW= Hard-Wired 120/24VAC Transformer (included) Powered  
120V-WT= 120VAC Wall Transformer (included) Powered

SP=Shatter-Proof convex crystal  
(Leave blank for standard glass)  
\*SP standard on 12" round steel.

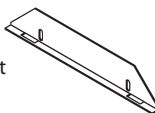
### Popular Part number examples:

Model Number	Description
LR-12SS-WIFI-24V-SP	Steel Low Profile Round 12" 24V Powered WiFi Clock, Shatter-Proof Crystal
LR-12SS-WIFI-120V-HW-SP	Steel Low Profile Round 12" WiFi Clock, w 120/24V Hard-Wire Trans.; Shatter-Proof Crystal
LR-12SS-WIFI-120V-WT-SP	Steel Low Profile Round 12" WiFi Clock, w 120V Wall Trans.; Shatter-Proof Crystal
DR-12SS-WIFI-24V-SP	Steel Double Face Round 12" 24V Powered WiFi Clock, Shatter-Proof Crystal
SR-16SS-WIFI-120V-WT	Steel Surface Round 16" WiFi Clock, w 120V Wall Trans.; Glass Crystal

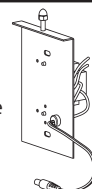
Surface and Low Profile Steel Cases include the top-mount tamper resistant bracket to mount to most surfaces. Can also mount over a duplex outlet for wall transformer versions.



Flush Steel Cases include the double tang bracket to mount to a National Time 143 Wall Box.



Surface and Low-Profile with the (-HW) option include the Surface Mounting Plate with the D2.5T transformer for mounting to a Handy Box.



Surface and Low-Profile with the (-WT) option include the Surface Mounting Plate and wall transformer

